

Qmtrin®

User manual

QM Therapy

1.5.20



QF Scan



Content

Content.....	2
1 Introduction.....	3
1.1 PC Setting	3
2 Funktion	4
3 Run the program.....	5
3.1 Presetting	8
4 QF Scan	16
5 Preparations.....	19
6 QM Therapy.....	21
7 Overview.....	22
8 Graf.....	26
9 Extension	27
10 Outputs.....	28
11 Timing.....	29
12 QF Scan.....	32
12 Documents	33
Warranty	33

1 Introduction

QM Therapy Qmtrin® is an application with an external unit for measurement, detection, therapy and software creation for the FQ Qmtrin frequency generator or for import into the other programs, for Example Ravo Rife, Elzapp,...

It is intended for laboratory use. It is not a medical device and does not serve for healing or diagnostic.

QM Therapy should be stored and operated in a clean and dry environment, by room temperature. Do not cover. If exposed to low temperatures, let QM Therapy slowly warm to room temperature. QM Therapy must only be operated under supervision and disconnected from the PC when it is finished.

1.1 PC Setting

PC settings: to display the software correctly on the PC, it is necessary to set the PC correctly:

1) Settings / accessibility / screen / scale and layout = 100 %

2) Settings / accessibility / screen / resolution
best cca 1600x900.

2 Funktion

QM Therapy performs detection, measurement, analysis and therapy. QF Scan is an algorithm for setting up frequency outputs.

The output is the therapy that is done immediately during the analysis. In addition are provided the specific frequencies, there are offered recommendations of existing programs from the database and recommendations of Q-Informatics or others Preparations and others.

It is possible to create a program (batch) that can be running directly in the FQ Qmtrin Quantum Harmony frequency generator or can be importing into other program for example Ravo Rife.

Analysis and therapy are **structural on a holistic principle. The solution is based on the links of individual circuits, meridians and chakras.**

Its output is not an overview of all existing disharmonies (pathogens), but only a set of disharmonies (pathogens) that are recommended to solve. An integral part is their order and time intervals.

There is possible to save file with protocol for later use.

QM Therapy - it is structural detection, measurement and therapy that adjusts the frequency ratios. For this reason it is recommended to repeat the client **min. after 3 days.**

Note: The core activities and the main place of use of QM Therapy is frequency therapy (using of frequency on FQ Qmtrin) and QM Therapy. The option of recommending dietary supplements and preparations is only an option end extension for QF and QM frequencies (more in the text).

Important: the experience, insight, intuition and the skills of a therapist will replace no device. To solve more complicated things there is necessary to contact a therapist who uses a more comprehensive approach to assessing the entire lifestyle of the client.

3 Run the program

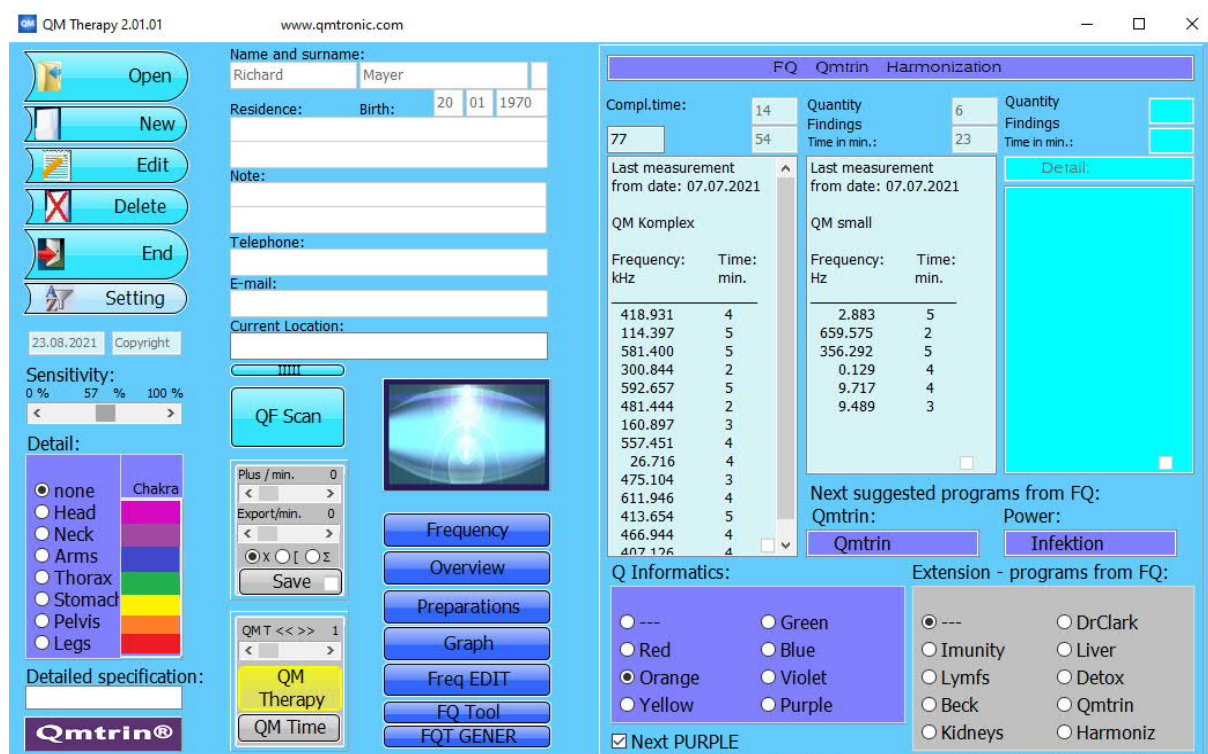
There is necessary to connect the external unit to USB before starting the computer.



The program starts with the icon

Every time is checked the authorization. There s necessary an authorization of the program in the **Setup** first time. The password is on the bottom of the USB external drive.

The next window is displayed:





By click on the button **Open** will be loaded dates of client.




By click on the button **New** will be new window displayed an you can add or import new client.



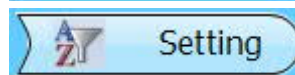
By click on the button **Edit** will be new window displayed an you can change a client.



By click on the button **Delete** will be new window displayed to delete s client.



By click on the button **End** the program ends.



By click on the button **Setting** will be opened a new widow to make a lot of settings.



The screenshot shows a window titled "New / Edit" with the following fields:

- Name and surname:** Two text boxes containing "Richard" and "Mayer".
- Birth:** Three dropdown boxes for Day (20), Month (01), and Year (1970).
- Residence:** Two empty text boxes.
- Note:** Two empty text boxes.
- Telephone:** One empty text box.
- E-mail:** One empty text box.
- Buttons:** "Save", "New", "Edit", and "End" at the bottom.

By **Open** button retrieves client data that has been previously entered and saved. The new client can be entered by button **New** or a client could be edit by button **Edit**. There will be entered the name in the given rows. There is easily to jump to next row using the **tab**.

By the button **Import from 3.4.** will be imported data from older version.
Use to move TAB.

You can change them or add more information. There is required: *name, surname, date of birth*.

The system uses the first letters of the name and surname of the client to create

the name of the program file.

Sometimes it may happen that for example, in the family, two people have the same initial letters. In this case, you can use one letter inscription window to use to distinguish filenames.

Some users are measuring animals. By the button changes the system to the animal. (if is opened the stored animal, it is advisable to check it).

Path for a saving is explicit C:\QMTherapy\ QDBZ5\.

If it is necessary could be elected detail: ***Head, Neck, Arms, Thorax, Stomach, Pelvis, Legs.***

They are synonymous with chakras, which are represented by colors.

It is not necessary to choose a detail, usually all the necessary frequencies are included in the overall set (This is the state of one complete system from a holistic point of view).

Detail:

☒ none

☐ Head

☐ Neck

☐ Arms

☐ Thorax

☐ Stomach

☐ Pelvis

☐ Legs

There is elected „Thorax“

Detail:	
<input type="radio"/> none	Chakra
<input type="radio"/> Head	
<input type="radio"/> Neck	
<input type="radio"/> Arms	
<input checked="" type="radio"/> Thorax	
<input type="radio"/> Stomach	
<input type="radio"/> Pelvis	
<input type="radio"/> Legs	

Like last could be changed Sensitivity between 10 till 100 %.

Sensitivity: 0 % 59 % 100 %

3.1 Presetting

Use the button **Setting** to open a window where you can enter and save global settings.



The screenshot shows the 'Setting' window with the following sections:

- Directory Path:** Example: C:\QMTherapy\, Path: C:\QMTherapy\
- DBZ:** V, **COM:** 5
- Authorization:** Flags for Czech Republic, UK, Germany, and France.
- Setting PC:** Section for PC settings.
- Supplements:** List of supplements with checkboxes: Quantum Minerals, Preparations 1, Preparations 2, Preparations 3, FinClub, LR, Colloidal silver, Green food, Health Detox, Benedictus, Dedek Korenar, Mycomedika.
- Info:** Two columns of checkboxes for various settings:
 - Left column: Create a subdirectory, Import to RavoRife, Import to ELZapp, Programy from FQ Qmtrin, Email Timing, Pos. F, L, I, M, Use InsertTest from the past, Show last data, Ideal + Max., Automat, No special characters, Smaller windows, Slower PC, Perc. [%], Dark color motif, Protocol overview, New Version Firmware in FQ.
 - Right column: Info Preparations, Q Informatics, Joalis, Energy, Diochi, dōTERRA, Nadeje, Biologo, Dr. Bach esence, Australian flower essence, Herbal extracts.
- Sensitivity:** 57, with a slider and percentage indicators (0%, 100%, Limit: 80%).
- Plus / min.:** 0, with a slider.
- Export/min.:** 0, with a slider.
- Font size:** 12, with a slider.
- Method of measurement:** Telemetric (selected), Electrode.
- Buttons:** Save, Close, Info.
- Upgrade:** www.qmtronic.cz/qmt/

The path to save the programs (batch) and the protocols ending with the slash "/" could be written into the window.

The path must not contain accents (hooks, commas, ...) and must exist. In the specified directory, a subfolder with the surname and name of client is automatically created.

If other subdirectories such as Program and Protocol are to be created, where the individual programs (batches) and protocols will be stored, the checkbox will be checked. By saving a blank record, redirection is canceled.

Import to RavoRife or Import to Elzapp - in the case of saving will be made files csv to load in other programs.

Program from FQ Qmtrin means that they also add programs (batches) to the output frequency file, which are derived from existing programs from FQ Qmtrin Quantum Harmony or FQT Qmtrin. Suitable only when using these devices. ATTENTION: the designed programs from the Qmtrin package have the same structure as regular programs, but in the FQ Qmtrin devices they work completely differently, therefore they are not suitable for other devices in any case.

Email Timing means that when starting the therapy in QM Timing, e-mail information will be sent if the e-mail address is entered.

Pos. F,L,I,M = position of distinguishing sign in program (batch) files. At the beginning, in the text, or at the end of the abbreviation of the name.

Use IsertTest from the past = (not for all versions) will use in the block the input of own products (vegetotest) from the previous input.

Show last data means that when you open the program, the last data that the program ended with is displayed.

Ideal + Max. = in addition program files (batches) with frequencies with an ideal range and a maximum range are generated.

If checkbox **Automat** is checked, will be after QF Scan started automatically QM Therapie and date will be saved.

No special characters means that accent marks are removed as you type. Used for problems in other language versions of Windows.

Smaller windows can be used by older PCs or Widows.

Slower PC can be used by older PCs or Widows.

Proc. [%] = Displays the percentage value corresponding to the order of the frequency (CAUTION: effect only for frequencies and not for fixtures)

Dark color motif = darkens the background color in all windows. It is better to keep a bright motif if possible.


Protocol overview = a clear protocol for the given client will be created and constantly supplemented.


New version Firmware in FQ should be only checked, if the new version of Firmware is in FQ Qmtrin Quantum Harmony installed, or if it is used the **FQT Qmtrin**.


If the exported dates are used in another device than in FQ Qmtrin Quantum Harmony for example in zapperu, there is useful using of extension of time. You can use the button **Export min.** or **Plus** for all programs.




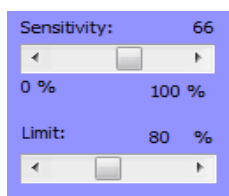
If the obtained outputs are used in a device other than the FQ Qmtrin Quantum Harmony, for example in a zapper, an extension of the time can be selected. By sliders **Plus** or **Export** - number of minutes can be preset to add a certain to all frequencies in all output files or only in export files.

By the buttons  will be changed the disposition of programs (batch).

The button  is ground setting

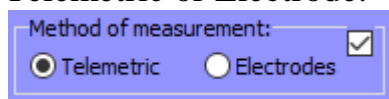
The button  (a symbol of name of the program) – all programs (batches) will be separated. Every program you can start separately.

The button  (summa) – all programs (batches) will be together. There will only 1 program (batch).



You can preset the limit, sensitivity.

Next step is a method of measurement – You can change between Telemetric or Electrode.

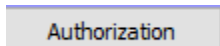


In case method electrode – the electrode must be kept the whole time. If the checkbox is checked, will be Method of measurement visible in mean window as well.


Font size – you can change the font size. It will not take effect until the program is restarted.

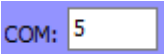


Button to setting of Language.



The **Authorization** button authorizes the new program. It will be authorized only once. During authorization, a new window will open, where the basic data of the owner will be entered and the License Password is the number listed on the bottom of the USB unit that comes with the program.

 The **Res** button resets the entire system. However, you must enter the activation code, which can be obtained from the supplier.

 In the COM box, enter the port number to which the FQT Qmtrin is assigned. Otherwise it is empty.

In the middle and in right side are boxes to select the required preparations and accessories.

The preset must be entered and saved before the next steps are taken.

IMPORTANT:

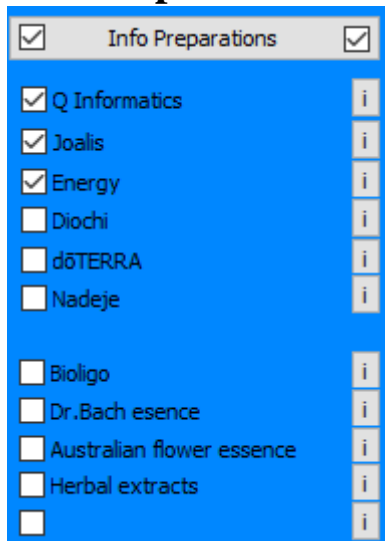
The most important and pivotal output are frequencies, preparations are only supportive. Please mark only those preparations you know and you are really using it.

Preparations you do not use, please do not mark, QM Therapy would take them into consideration, and false responses would be to the detriment of other components.

WARNING: Preparations that are not used are not ticked. Before using the preparations, you must first learn how to use them!

Frequencies are not frequency of pathogens! There are frequency to repair, to set harmony and balance of completely system.

Preparations:



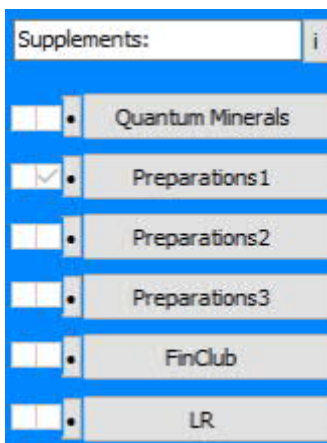
Left check mark: Preset the display of two-column outputs

Check mark on the right: does not display manufacturer names

Info Preparations - displays information for entering preparations.

The "i" icons are used to display the contents of the slides in the individual tabs.

Supplements:




Supplements are under a few buttons. You can check more or all checkbox. By click on the button „i“ will be new window opened to show all supplements.

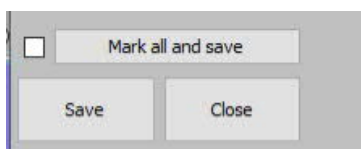
The empty squares symbolize that no slide is marked in the group.

One checked square symbolizes that at least one slide is marked in the group.

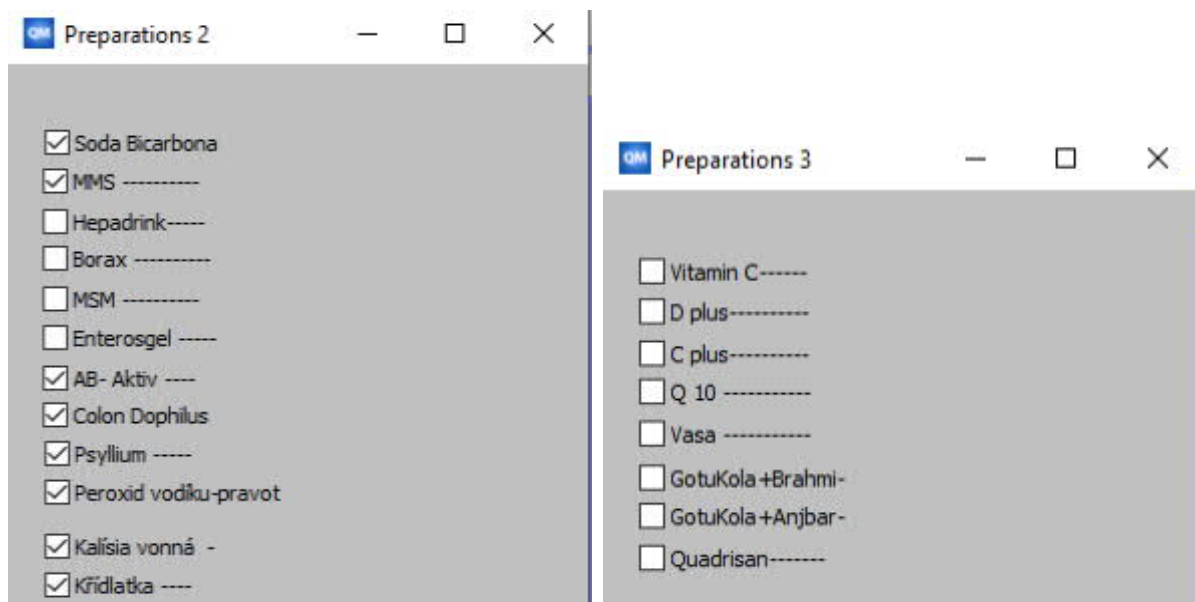
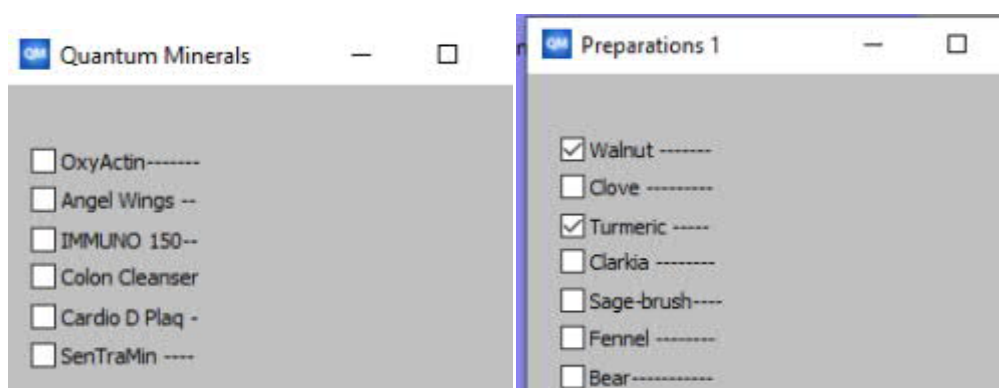
Both checked squares symbolize that all slides in the group are marked.

Clicking on the button  will first mark all slides in the given group and clicking again will deselect all slides in the given group without clicking and opening the window of the given group.

At the bottom of each window are tools to make it easier to select or deselect all items.



If a check mark is inserted in the box and the **Mark all and save** button is clicked, all items are marked and saved; if the check mark is removed from the box and the **Mark all and save** button is clicked, all items are demarked and saved.



QM FinClub

☐ MagnesaTabs --
☐ Dynaforsis ----
☐ SeleniTabs ----
☐ Candimis -----
☐ Zinkofresh -----

QM LR

☐ Lifetakt Pro 12
☐ Aloe Vera ----
☒ Lifetakt Protein Pow
☒ Lifetakt Reishi Plus
☒ Lifetakt Super Ome
☒ Lifetakt Vite Active I

QM Colloidal silver

☐ Colloidal silver

QM Green food

☐ Chlorella ----
☐ Green barley --
☐ Psyllium ----
☐ Spirulina---

QM Health Detox

☐ Anti-Celulitic ----
☐ Anti-Stress ----
☐ Artenzym s pycnogenoli
☐ Arteronia -----
☐ BakteHerb -----
☐ Betain+en -----
☐ CA-REgener -----
☐ Clean Active --
☐ Cordyceps -----
☐ Dialeq -----
☐ Euforyn -----
☐ Gelahit Formule 1
☐ GelaSilic -----
☐ Heridium -----
☐ Homocystein-Hcy
☐ Chaga -----
☐ KARDI Koenzym -----
☐ KardiWin -----
☐ Korálový vápník-----
☐ LiverCell -----
☐ LymfoStim -----
☐ Mangawin -----
☐ MenoFit -----
☐ Moringa -----
☐ NADH Vital-----
☐ NEURODETOX D.N.A.
☐ NEURODETOX Energy
☐ NeuroCholin-----
☐ Omega n-3 -----
☐ Osteo-D Calcium
☐ Pampeliška s křemelinou
☐ Prostimun -----
☐ Přírodní hořčák -----
☐ Přírodní hořčák + B6 -
☐ S-Excellent -----
☐ Sport Q10 -----
☐ T-Regul -----
☐ Viropar -----
☐ ŽELEZO vitamin komple
☐ Ženšen -----

QM Benediscus

☒ Allergy
☒ Weight loss
☒ Immunity
☒ Cough
☒ Liver
☒ Fuzzy Day
☒ Fuzzy Night
☒ Digestion
☒ Virosis
☒ Hives

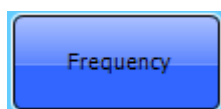
Load:

You can receive information from followed areas:

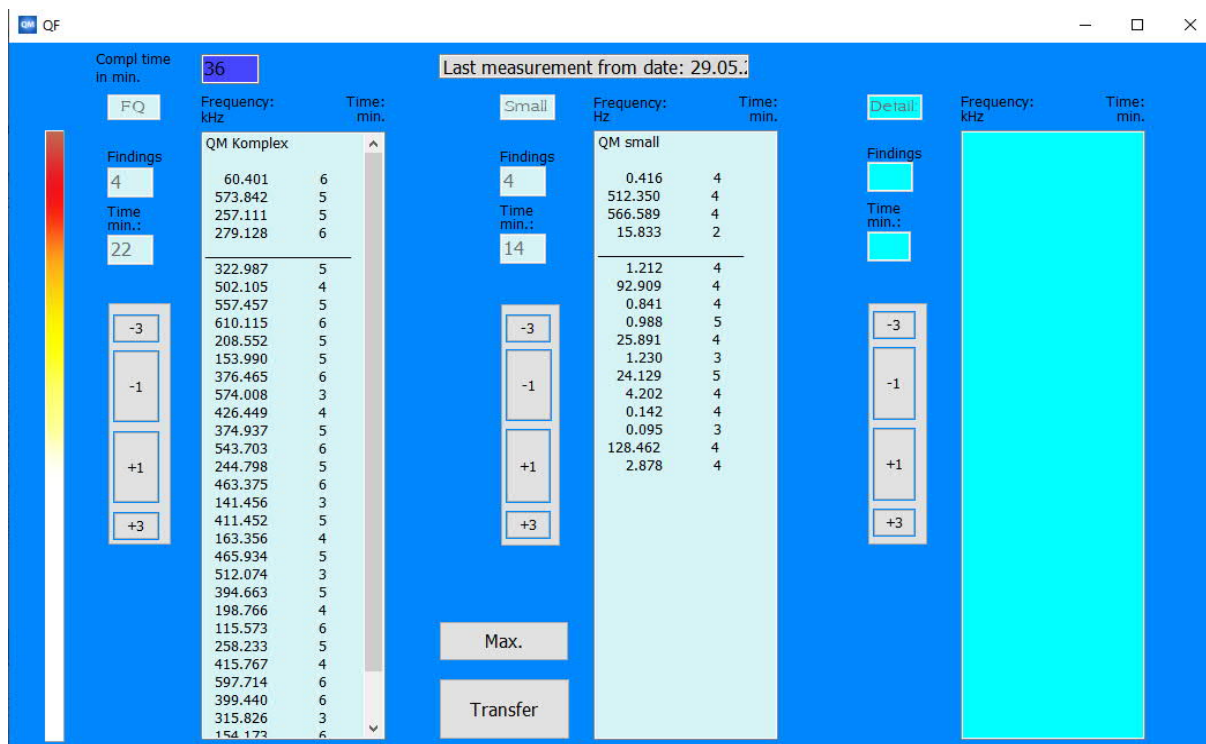
Disharm System	gross disharmony at organ level, lymph
Disharm Sensitiv	basic disharmony of hormones, chemistry, nerves
Disharm Aura	the finest disharmony, chakras and energy
Bakterie Aktiv	current active system load (does not mean illness)
Bakterie Pasiv	load suppressed, encapsulated, disputes, the system solves
Bakterie Inform	burden in the form of information or DNA
Vir Aktiv	current active system load (does not mean illness)
Vir Pasiv	load suppressed, encapsulated, disputes, the system solves
Vir Inform	burden in the form of information or DNA
Mykose Aktiv	current active system load (does not mean illness)
Mykose Pasiv	load suppressed, encapsulated, disputes, the system solves
Mykose Inform	burden in the form of information or DNA
Kvasinka Aktiv	current active system load (does not mean illness)
Kvasinka Pasiv	load suppressed, encapsulated, disputes, the system solves
Kvasinka Inform	burden in the form of information or DNA
Parazit Aktiv	current active system load (does not mean illness)
Parazit Pasiv	load suppressed, encapsulated, disputes, the system solves
Parazit Inform	burden in the form of information or DNA
Emotions basic	instinctive animal emotions unmanageable stress
Emoti.superstruc	social, relationship emotions unmanageable, stress
Emotions virval	assumed, induced, stress
Blame carma	inherited by karma, DNA transfer
Blame historici	learned attitude by evolution
Blame current	actual reaction to the immediate situation
Smog electro	electro smog, incl. wifi, telephone, television broadcasting
Smog geo, X-ray	geoanomal radiation, cosmic, ionizing radiation
Smog vaccination	foreign DNA, after vaccination
Energy	level, willingness or disposition to connect on cosmic energy
Mind	state of mind and thoughts. A high number signifies a relaxed mind, hope. A low number means a hard tied mind to despair
Aura	the overall state of the aura and its structures
Connect	ability, willingness, disposition, or level of connection on the creative energy of the universe
Prana	ability, willingness or disposition to draw prana

4 QF Scan

After entering a client's name and birthday, click the **QF Scan** button. Detection, measurement and analysis will start, at the conclusion of which QF therapy will be performed.



The resulting frequencies could be displayed for further use. In the case of the selected detail, are also displayed the frequencies in the detail.



In the columns over the line are shown the acquired frequencies. Additional frequencies are shown below the line. The line can be scrolled up or down with the **-3, -1, +1, +3** buttons to extend or narrow the frequency set.

Clicking the button **Transfer** button will transfer the frequencies above the line for further use.

By button **MAX.** will be marked all frequencies.

The order of the frequencies cannot be changed, which is important because the order of the frequencies matters and QM Therapy very sensitively chose and designed their order.

The selected frequencies are shown in the following table in main window and serve as a basis for creating programs (batch).

FQ Therapy results:				Detail:	
20	Findings	1	Findings	3	
74	Time -min.	5	Time -min.	13	
Frequency: kHz	Time min.	Frequency: Hz	Time min.	Frequency: kHz	Time min.
QM Komplex		QM small		Detail: Neck	
480.568	5	0.854	5	458.554	5
546.171	5			285.350	4
443.580	2			478.543	4
580.718	3				
164.799	4				
572.790	3				
476.887	2				
514.343	2				
375.917	5				
469.305	5				
736.803	2				

There is always displayed the amount of findings and the amount of the proposed time at the top. There is displayed the total time that the applications of the proposed frequencies will take.

Complete time - min.:	Next suggested programs from FQ:	
92	Qmtrin:	Power:
	Pentagram	Beck

In addition are displayed the recommended Programs from pack **Qmtrin** and **Power**, **this all programs have the same weight as the suggested frequencies for total therapy.**

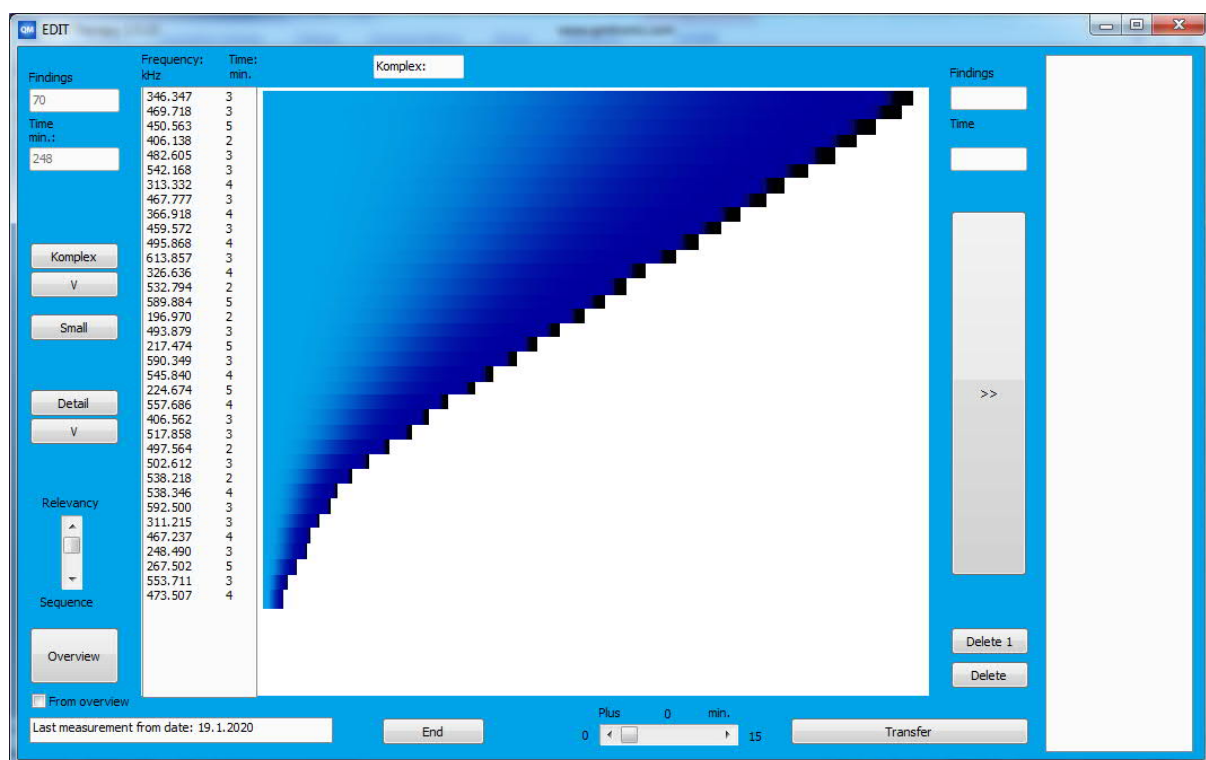
ATTENTION: The program from the Qmtrin package is only available in the FQ Qmtrin and FQT Qmtrin devices. These CANNOT be played on other devices.

Q-Informatics are displayed like last recommended, or other suggestions (Bach's essences, etc.). They also have the same weight as the suggested frequencies and programs.



By button **Freq EDIT** will be shown next window. In this window you can set own frequencies, you can change the sequence and more..

IMPORTANT: To work in this window you need a lot of knowledge of frequency, regularities and property!



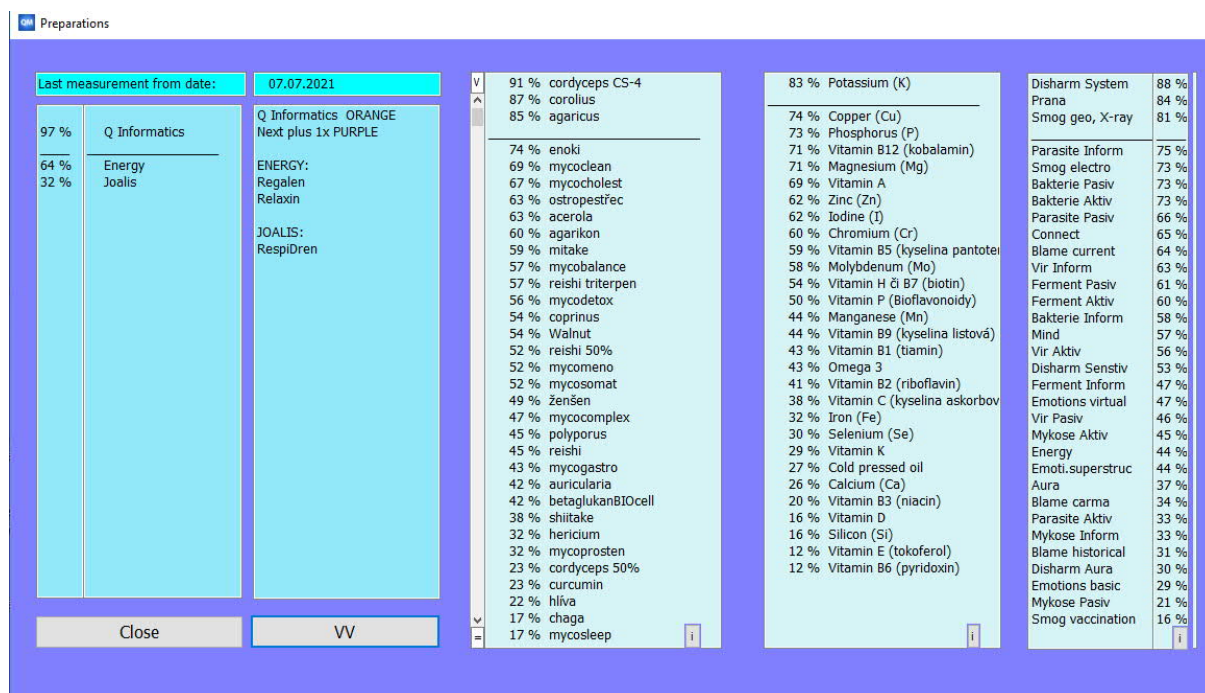
The compiled programs are stored in the same folder as the programs from the main measurement, they do not have the initial letter **F** but **L**.

5 Preparations

If preparations were preset and if any recommendation or preparations are available, you can view them at any time by clicking the button.



They have the same weight as the suggested frequencies and programs. Preparations are displayed in a new window and are automatically written into the protocol.



The screenshot shows the 'Preparations' window with the following data:

Last measurement from date:	07.07.2021
97 % Q Informatics	Q Informatics ORANGE
64 % Energy	Next plus 1x PURPLE
32 % Joalis	ENERGY:
	Regalen
	Relaxin
	JOALIS:
	RespiDren

91 %	cordyceps CS-4
87 %	corollus
85 %	agaricus
74 %	enoki
69 %	mycoClean
67 %	mycocholest
63 %	ostropetřec
63 %	acerola
60 %	agarikon
59 %	mitake
57 %	mycobalance
57 %	reishi triterpen
56 %	mycodetox
54 %	coprinus
54 %	Walnut
52 %	reishi 50%
52 %	mycomeno
52 %	mycosomat
49 %	Zenřen
47 %	mycocomplex
45 %	polyporus
45 %	reishi
43 %	mycogastro
42 %	auricularia
42 %	betaglukanBIOcell
38 %	shiitake
32 %	hericium
32 %	mycoprosten
23 %	cordyceps 50%
23 %	curcumin
22 %	hlřva
17 %	chaga
17 %	mycosleep

83 % Potassium (K)	
74 %	Copper (Cu)
73 %	Phosphorus (P)
71 %	Vitamin B12 (kobalamin)
71 %	Magnesium (Mg)
69 %	Vitamin A
62 %	Zinc (Zn)
62 %	Iodine (I)
60 %	Chromium (Cr)
59 %	Vitamin B5 (kyselina pantotery)
58 %	Molybdenum (Mo)
54 %	Vitamin H ři B7 (biotin)
50 %	Vitamin P (Bioflavonoidy)
44 %	Manganese (Mn)
44 %	Vitamin B9 (kyselina listovř)
43 %	Vitamin B1 (tiamin)
43 %	Omega 3
41 %	Vitamin B2 (riboflavin)
38 %	Vitamin C (kyselina askorbovř)
32 %	Iron (Fe)
30 %	Selenium (Se)
29 %	Vitamin K
27 %	Cold pressed oil
26 %	Calcium (Ca)
20 %	Vitamin B3 (niacin)
16 %	Vitamin D
16 %	Silicon (Si)
12 %	Vitamin E (tokoferol)
12 %	Vitamin B6 (pyridoxin)

Disharm System	88 %
Prana	84 %
Smog geo, X-ray	81 %
Parasite Inform	75 %
Smog electro	73 %
Bakterie Pasiv	73 %
Bakterie Aktiv	73 %
Parasite Pasiv	66 %
Connect	65 %
Blame current	64 %
Vir Inform	63 %
Ferment Pasiv	61 %
Ferment Aktiv	60 %
Bakterie Inform	58 %
Mind	57 %
Vir Aktiv	56 %
Disharm Sensiv	53 %
Ferment Inform	47 %
Emotions virtual	47 %
Vir Pasiv	46 %
Mykose Aktiv	45 %
Energy	44 %
Emoti.superstruc	44 %
Aura	37 %
Blame carma	34 %
Parasite Aktiv	33 %
Mykose Inform	33 %
Blame historical	31 %
Disharm Aura	30 %
Emotions basic	29 %
Mykose Pasiv	21 %
Smog vaccination	16 %

On the left the selected preparations are displayed in the order of their type (usually the manufacturer) and their suitability.

The right part lists specific preparations from selected species

These preparations are only recommendations. Dosage and combination is always a therapist thing. It is necessary for the therapist to be trained in the application of these preparations.

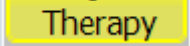
A special chapter is Q Informatics. They are not compared. The principle of their activity and the same field of action are always a suitable complement to the recommended frequencies and programs.

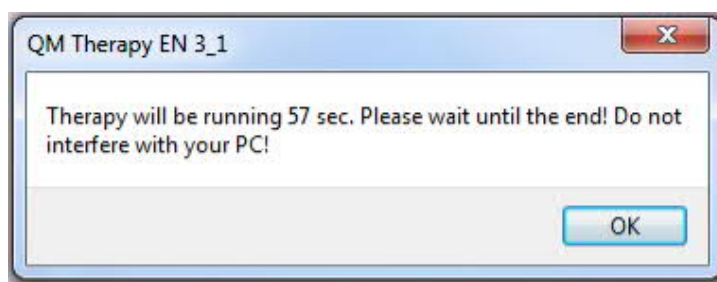


6 QM Therapy

QM Therapy is quantum metaphysic therapy as a next step in the whole process.

The running time of the therapy can be extended by the **QM T << >>** button, but it is not usually necessary.

Clicking QM Therapy  opens the following information window:



Click OK to start the therapy that runs in the background. Therapies must be allowed **to run to the end and wait!** It will run at all times and the message will appear at the end:

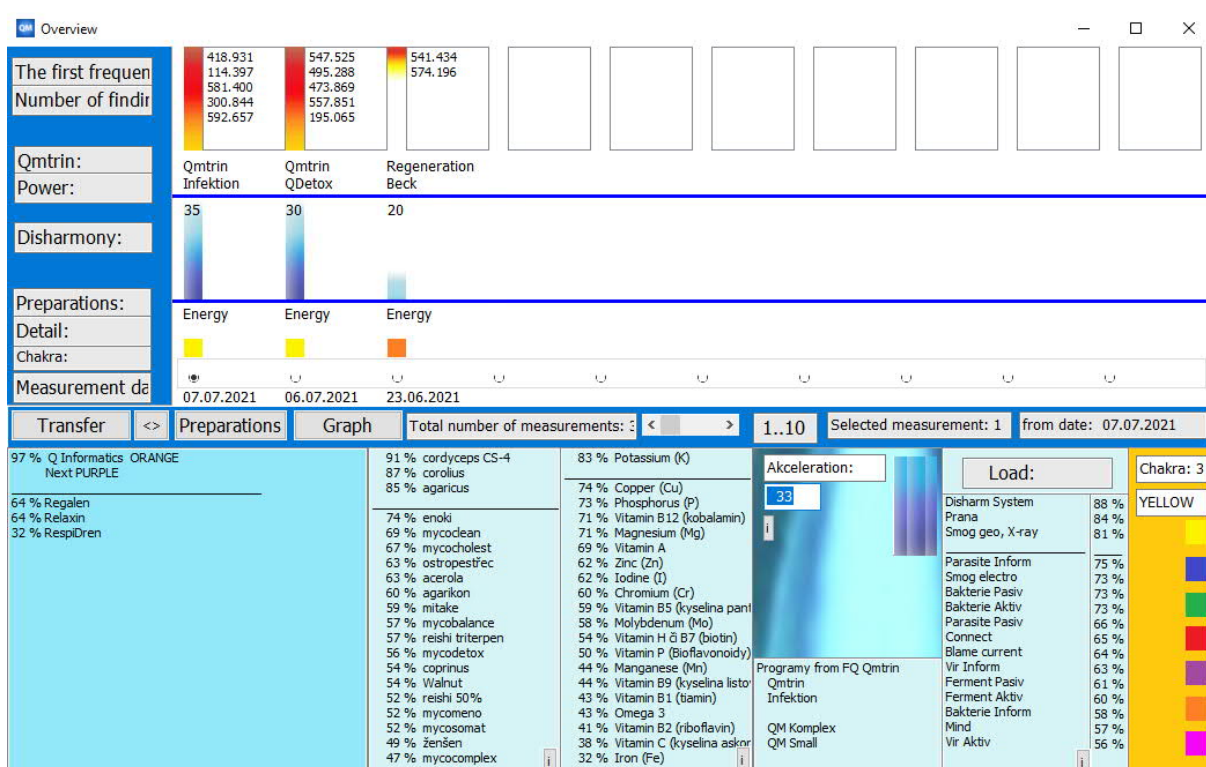
Therapy terminated

During the therapy is showed the following window:

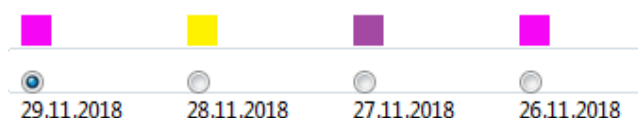


7 Overview

Clicking on the **Overview** button will display a new window where you will be summed up for the previously completed measurements, status and perspective.



You can select one of the previous measurements in the data bar. Above the bar will appear an unloaded chakra (may not coincide with the recommended Q-Informatics or other preparations).



Above is the name of any detail, if selected, and the first of the proposed preparations except Q Informatik.

Next, the degree is given relative misalignment as a disharmony by the column and the number, which is most often between 5 and 50.

Even above are the recommended programs from the Qmtrin package and from Power.

ATTENTION: Programs from the Qmtrin package can only be run on FQ Qmtrin Quantum Harmony or FQT Qmtrin devices. Although the programs are structured similarly, the devices switch to another mode and the programs are processed in a completely different way!

The first few frequencies are shown at the top for the sake of illustration, and the total number of frequencies obtained is symbolized by a red-yellow color scale.

A number of information is displayed at the bottom for the selected measurement.

From the left, these are the recommended preparations and their percentage arrangement.

Preparations		Q Informatics GREEN Next plus 1x PURPLE		Křídlatka ---- 90 %	
Q Informatics	96 %	JOALIS:		Fuzzy Night	79 %
Energy	60 %	VelienDren		Weight loss	73 %
Joalis	55 %	ACTIV ACID		Colon Dophilus	73 %
Herbal extracts	30 %	ENERGY:		Fuzzy Day	72 %
		Renol		Turmeric ----	72 %
		Probiosan		AB- Aktiv ----	67 %
		Herbal extracts:		Psyllium ----	67 %
		Písečný květ		Virosis	66 %
		Anona Graviola – extrakt		Peroxid vodíku-pravot	66 %
				Lifetakt Protein Power	66 %
				Cough	65 %
				Lifetakt Vite Active Red	62 %
				Walnut -----	60 %
				Digestion	58 %
				Kalísia vonná -	58 %
				Allergy	55 %
				Immunity	52 %
				Lifetakt Reishi Plus	51 %

The most significant loads are also shown.

It is appropriate to take into account only values higher than 80-90%

Load:	
Parasite Pasiv	88 %
Ferment Inform	88 %
Ferment Pasiv	81 %
Emotions basic	76 %
Bakterie Pasiv	72 %
Parasite Inform	70 %
Blame historical	69 %

You can see recommended preparations for the selected measurement.

If you close this window by button **Transfer**, the frequency of the selected measurement will be transferred to the frequency columns in the main window, edited or created batch and protocols as in the new measurement.

The loaded chakra of the selected measurement is displayed in the bottom right corner.



Load:	
Blame carma	88 %
Mykose Inform	87 %
Disharm System	86 %
Bakterie Pasiv	86 %
Bakterie Aktiv	83 %
Disharm Sensitiv	82 %
Mykose Pasiv	81 %

In addition, the most significant loads are displayed. Obviously, values of over 80-90%

Acceleration - The ability of the system to realize and reduce changes (remedy) is symbolized by backlighting of the image and numeric value. They are an extrapolated result with definitive treatment performance, ie QM Therapy, QF Scan - Frequency Therapy of Frequencies, projected POWER programs and finally Qmtrin using FQ Qmtrin Quantum Harmony and other use of recommended information, supplements etc.



The result is hypothetical, because there is an interaction with the everyday reality all the time. **However, this is a matter of overall approach to oneself and to life. It is therefore a measure of acceleration and solving ability.**

Information in this window can be supplemented by a •
The tag is delivered by clicking on the line with the information.
It serves as notes on the steps taken, etc.

Preparations	
• Q Informatics	
• Nadeje	90 %
Energy	70 %
Biologo	65 %
Australian flower essence	61 %
dōTERRA	55 %
Schüsslerovy salts	55 %

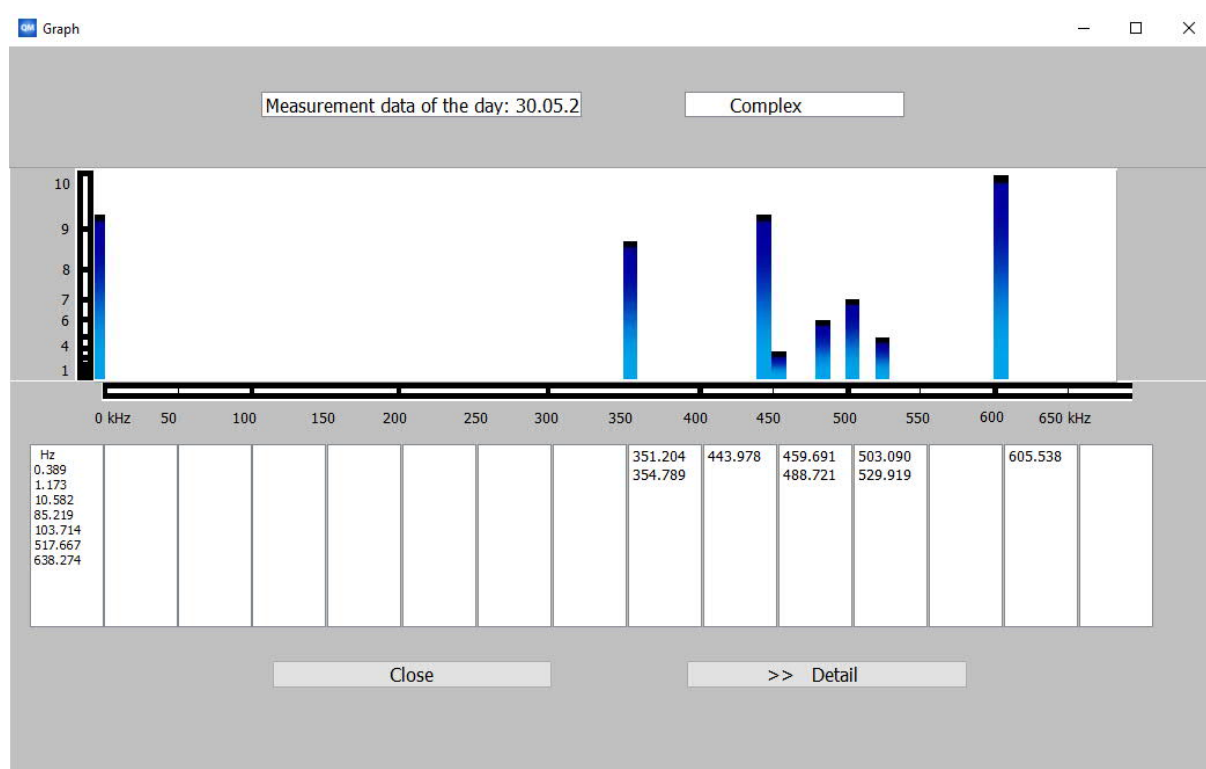
• NEURODETOX Energy	89 %
MenoFit -----	87 %
S-Excellent -----	85 %
• NeuroCholin-----	85 %
SenTraMin ----	83 %
T-Regul -----	81 %
• Enterosgel ----	80 %
LymfoStim -----	79 %
Euforyn -----	79 %
GelaSilic -----	77 %
Colon Cleanser	76 %
Mangawin -----	75 %

Programy from FQ Qmtrín	
• Pentagram	
• Beck	
• QM Komplex	
QM Small	
Detail: Neck	

8 Graf

Assembled frequency responses for a given current or previous selected measurement are clearly displayed using the **Graph**.

The **Graph** button is located in the main window and the Entropy window.



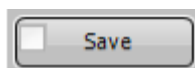
9 Extension

The user can edit the proposed Q-Informatics, and further custom programs can be selected based on their own experience on the **Extension tab**. Both data are transferred to the protocol.

Q Informatics:	Extension - programs from FQ:
<input type="radio"/> none <input type="radio"/> Red <input type="radio"/> Orange <input checked="" type="radio"/> Yellow <input type="radio"/> Green <input type="radio"/> Blue <input type="radio"/> Violet <input type="radio"/> Purple	<input checked="" type="radio"/> none <input type="radio"/> Imunity <input type="radio"/> Lymphs <input type="radio"/> Beck <input type="radio"/> Kydneys <input type="radio"/> DrClark <input type="radio"/> Liver <input type="radio"/> Detox <input type="radio"/> Qmtrin <input type="radio"/> Harmoniz
<input checked="" type="checkbox"/> Next PURPLE	

10 Outputs

On the end of the analysis and therapy, the collected data can be prepared for further use.



By click on the button Save will be exported and prepared the program for use directly in FQ Qmtrin Quantum Harmony and and if it was simultaneously selected for import into Ravo Rife or Elzapp, etc.

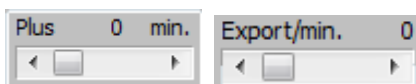
The export is done explicitly in the C:\QMTherapy\Program\, or you can save another path in button **Setting**.

Next are the data compiled into a file that can be used as a protocol from the current day for the client. In the protocol are suggested programs from the POWER and QMTRIN packages and the proposed Q Informatics and more.

The protocol is done explicitly in the C:\QMTherapy\Protocol\, or you can save another path **Setting**.

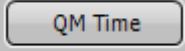


The export is signaled by a ticked box. You can always do this for the currently displayed data.



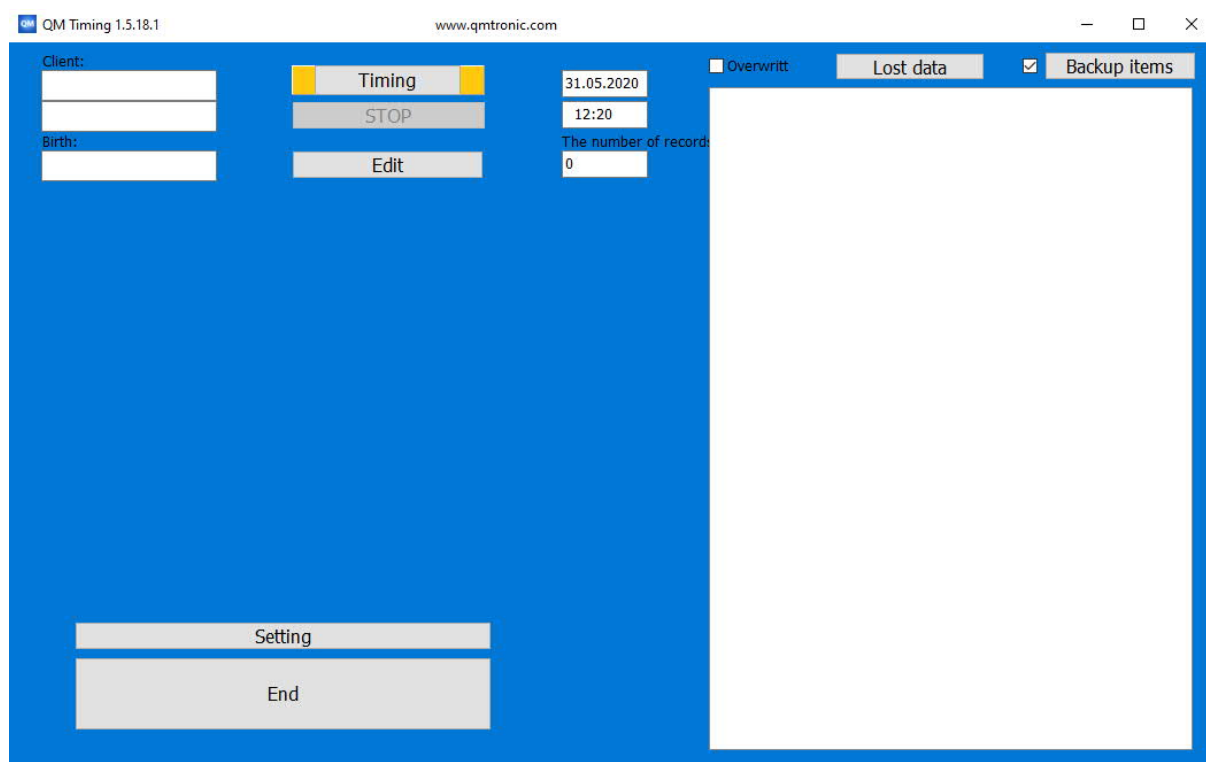
This button adds the specified time constant to all time data for frequencies during export. Preset is possible in **Settings**.

11 Timing

By the button  will be new window displayed to set and start timing function.

Timing in the preset time starts the QM Therapy the preset client.

However, the PC must be running all the time and it must not be switched off automatically.

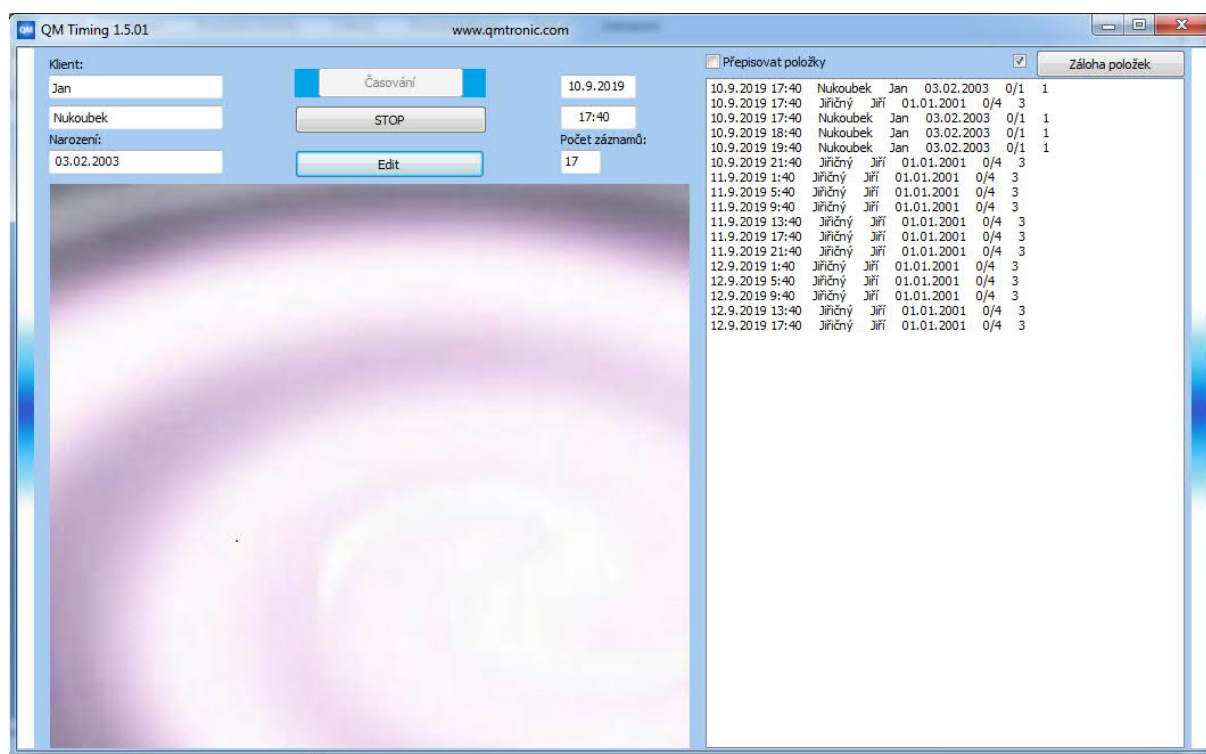


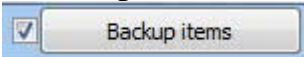
Timing is a separate procedure and is active even when the QM Therapy software closes and closes.

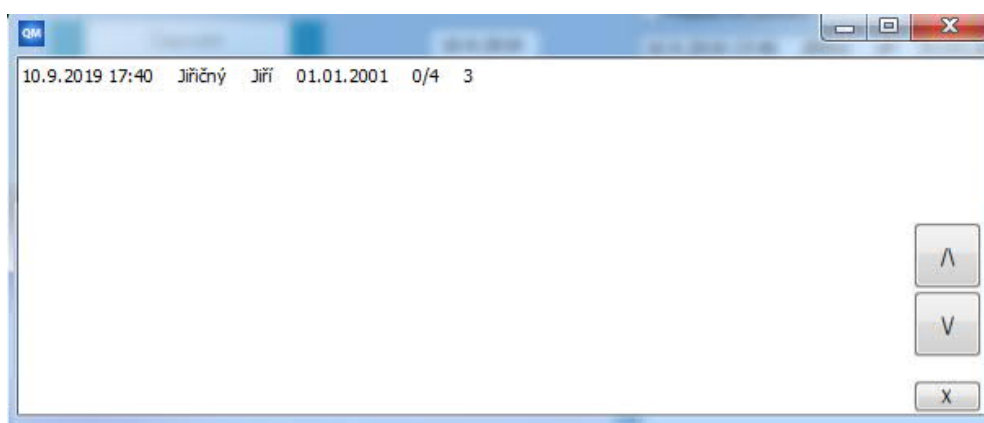
If the request records are preset, the timing can be started by the **Timing** button.

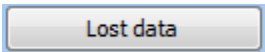
The indicator by the button Timing flashes and QM Therapy is started at a preset time, similar to the therapy that is running in the program.

The running of the QM Therapy is signaled by the window:

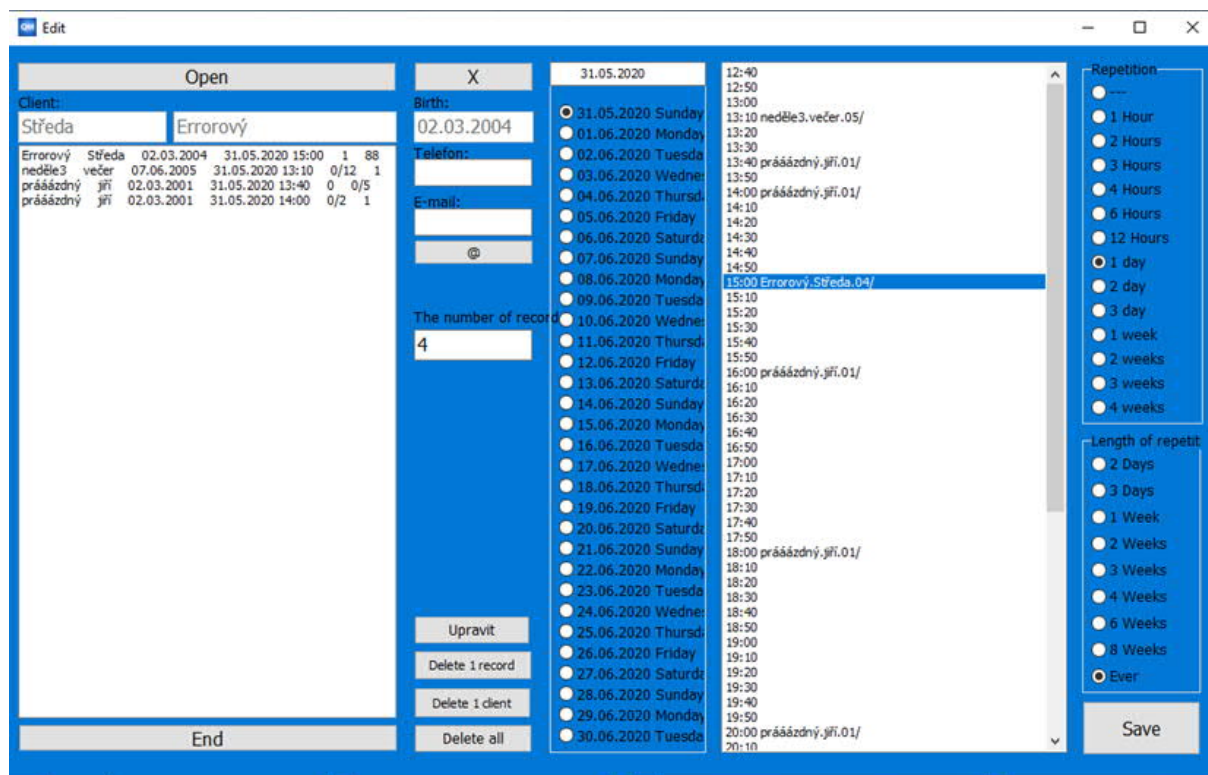


Records of realized therapies can be saved if marked in a file. This file is opened with the button .



Lost data is saved to a file when the computer is turned off and could be displayed using the button .

By the button **Edit** you can make a setting of timing.



By the button **Open** will be opened the open the dialog window for client selection.

Next you will select the first day, the oClock, and repeating of the therapy. After entering the required data, the record is saved using the **Save** button.

The record saved in this way will be displayed in the left window. If it is necessary, you can edit the dates with the **Edit** button, or the record can be deleted with the **Delete 1 Record** button.

It is also possible to delete all records of the given client by pressing the **Delete 1 client** or to delete all by pressing the **Delete all** button.

YOu can try the e-mail Address by button **@**.

12 QF Scan

- Comprehensive frequency analysis. However, the principle and procedure of measurement differ fundamentally from the methods used so far. The match is that the outputs are specific frequencies.
- QF Scan is able to differentiate structural links, contexts, and relationships.
- It is able to record the responses of living and inanimate microorganisms, organic and inorganic pathogens as well as other pathogenic information and many other "false tones" in particular from other tones.
- QF Scan runs remotely without contact.
- Complex frequency analysis is performed throughout the whole frequency spectrum, ensuring a holistic approach and, above all, the correct order of use of frequency responses.
- Outputs are specific frequencies.
- QF Scan scanning takes a fraction of a second. Like the conductor is able to recognize even the only fake tone of any instrument or music even at the first tones of the symphony, even if the orchestra is an even bigger body, QF Scan can detect fraudulent and non-harmonic tones in any part of the frequency spectrum in frames of a second. During the measurement, every musician of a hypothetical orchestra makes what is commonplace and common to him, eliminating stress and distortion that otherwise occurs. The slightest mismatch and disharmony is so far out of harmony that QF Scan does not overlook it.
- The detected false and non-harmonic tone or tones are analyzed. Based on the results and their processing, a frequency is created and subsequently generated to harmonize false and dissonant tones. The specific steps and frequencies to be resolved vary from case to case and always take into account structural relationships, relationships, relationships, chakras, meridians ... These may be, for example, the frequency of a particular pathogen or the frequency that regulates and strengthens the activity of an organ or the frequency to match the individual circuits or components.

12 Documents

QM Tronic, s.r.o

Mistrovice 62

561 64 Jablonné nad Orlicí

IČO: 28792378

DIČ: CZ28792378

Tel.: +420 469 81 31 24

GSM.: +420 602 62 42 55

qmtronic@qmtronic.cz

www.qmtronic.cz



Warranty

Electronic warranty for QM Therapy is 24 months from the date of delivery. The warranty period does not apply to defects caused by improper use, wear and tear, mechanical damage, reinstallation or other changes of the operating system of the PC. Opening the device loses the warranty.

Date of sale:

Signature: